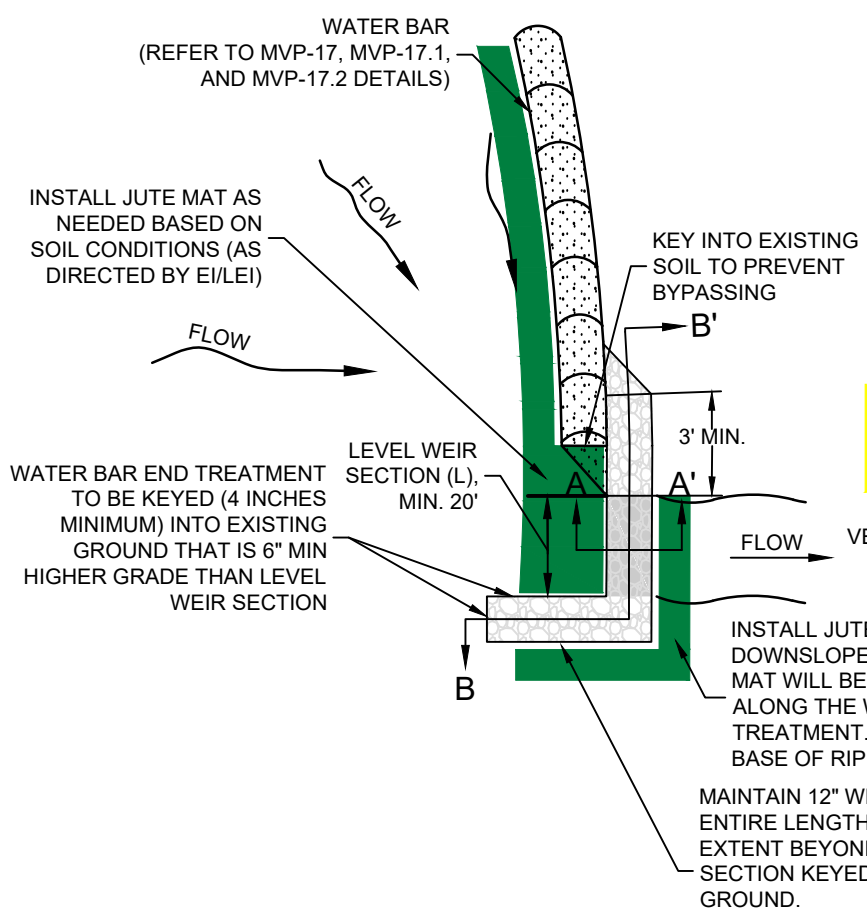
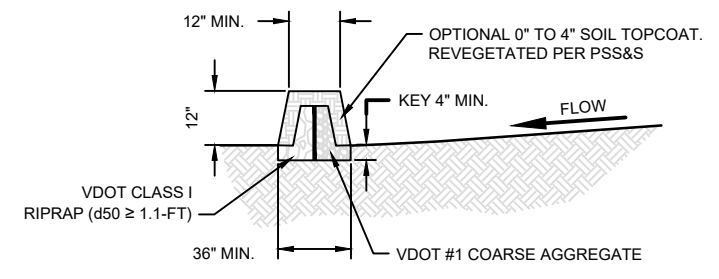


Plotted by: Kusiorowski, Jim on: November 20, 2019 - 10:28 AM

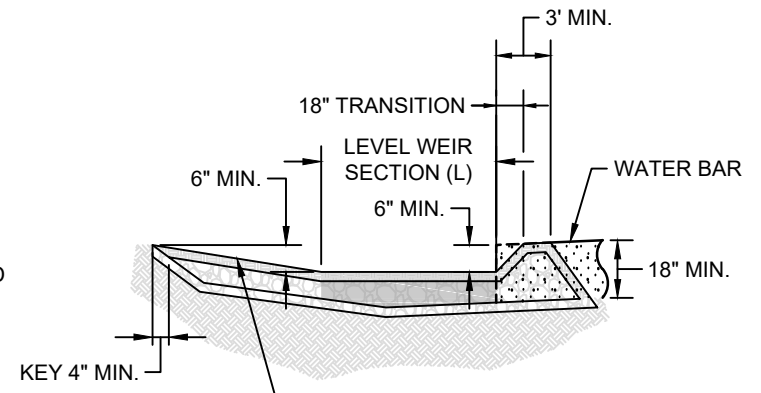


LEVEL WEIR SECTION LENGTHS	
D.A. [AC]	LENGTH ,L (FT) [SEE NOTE #1]
$\leq 0.5$	10
$0.5 \leq 1.0$	15
$1.0 \leq 1.5$	20
$> 1.5$	SITE SPECIFIC

**NOTE #1: ALL END TREATMENTS TO BE CONSTRUCTED AT 20' LENGTH UNLESS NOTED FOR SITE SPECIFIC DESIGN**



**XS: A-A'**



**XS: B-B'**

NOTE: LEVEL WEIR SECTION OF WATERBAR END TREATMENT TO BE CONSTRUCTED ON CONTOUR AS SHOWN ON DETAILS MVP-17.3, MVP-17.4, MVP-17.5, AND MVP-17.6.

DRAWN	JZ	DATE	11/20/2019
CHECKED	JRE	DATE	11/20/2019
APP'D	DJW	DATE	11/20/2019
SCALE	N.T.S.	SHEET	1 OF 1
JOB NO.			
PROJECT ID:			
MVP - VA PORTION			

**DESIGN ENGINEERING**

TYPICAL CONSTRUCTION DETAIL	
PERMANENT WATERBAR END TREATMENT DETAIL	
DRAWING NO.	REV.
MVP-17.7	1